

# nuZeo 3

Safety Instructions

Disposal Instructions

Technical Data

Warranty terms



If you have any questions or problems with the commissioning of your Nubert system, please feel free to contact our service team. Please have your customer number ready.

Telefon: +49 (0)7171 87120  
E-Mail: [info@nubert.de](mailto:info@nubert.de)



**nubert**<sup>®</sup>

## Device approval and conformity with EC directives

Nubert electronic GmbH hereby declares that this product complies with the 2014/53/EU directives, provided that it is installed and used in accordance with the manufacturer's instructions. The full text of the EU Declaration of Conformity is available at the following Internet address: <https://www.nubert.de/konformitaetserklaerungen/716/>

- Do not change the serial number on the speaker. It is part of the operating approval.
- If the loudspeaker is repaired or modified by workshops or other third parties not authorized by Nubert, it loses its operating license.
- Only accessories and devices may be connected which in turn comply with all legal requirements and are approved.
- The loudspeaker may only be used for the applications specified in the „Intended Use“ section.


## Intended use

This speaker is designed exclusively for sound reproduction in dry rooms. Use the speaker only as described in this manual. Any other use (particularly safety-relevant or medical use, installation in open environment like IP-certified products) is considered improper and may result in property damage or even personal injury. Nubert electronic GmbH does not assume any liability for damages caused by improper use.


## Safety instructions


The entire operating manual, in particular the safety instructions, must be read in full before connecting and commissioning the device. For your own safety, be sure to follow all warnings and safety instructions in this manual and on the speaker. The user is not permitted to carry out any work on the loudspeaker other than the described work. Keep this document so that you have access to it at all times. Furthermore, it must also be handed over to possible re-owners.


## Key to the symbols


 The triangle symbol with exclamation mark (without additional comment) indicates important instructions for commissioning, operation and maintenance of the device.

The term **Caution!** next to the triangle symbol indicates a medium risk. Failure to observe this warning may result in property damage. The term **Danger!** next to the triangle symbol indicates a high risk. Failure to observe this warning may result in death or personal injury.


 This symbol indicates that you must read and observe the operating instructions and the safety and warning notices in order to operate the device.

 This symbol (triangle with lightning) warns of dangerous voltages inside the enclosure and of hazards due to electric shock.

 Devices with this symbol may only be used in a dry indoor environment.

 Devices and batteries marked with the symbol of the crossed-out garbage can, must not be discarded as unsorted urban waste. Also observe the disposal instructions as of page 5.

## General information

 Never operate the loudspeaker unattended!

### Danger of electric shock!

To avoid the risk of electric shock, the speaker may not be opened by the user. There are no user-serviceable parts inside the speaker. Service work and repairs are reserved for qualified specialists authorized by Nubert. If you need service, please contact Nubert electronic GmbH directly (info@nubert.de)!

### Danger of suffocation!

Never let children use or play with the speaker, remote control or packaging unattended. There is a risk that children will get caught in the packaging film and suffocate. Make sure that children cannot remove any small parts from the devices! These parts, like the remote control battery, could be swallowed and cause suffocation. In case of swallowing any parts, contact a doctor immediately!

### Danger of injury or damage!

When moving the speaker, take care to avoid injury and damage!

### Caution!

Since the speaker can only be completely disconnected from the mains at the mains input on the rear of the unit or by pulling the mains plug from the socket, it must be positioned so that you have free access to the mains input or mains plug. If any of the following situations occurs, the loudspeaker must be switched off immediately and disconnected from the mains. Contact Nubert electronic GmbH (info@nubert.de) immediately!

- The speaker has been damaged or has fallen down.
- Power cord or plug is damaged
- Objects or liquid have gotten into the loudspeaker
- The speaker has been exposed to excessive moisture or rain.
- The speaker does not work properly or exhibits a significant reduction in performance.
- The loudspeaker smells burnt, develops smoke or makes unusual noises.

 Only use accessories recommended by Nubert!

## Installation instructions

### Caution!

An unstable location can damage the speaker.

- Only place the loudspeaker on a flat, stable surface and make sure that it cannot be knocked over!
- Also make sure that no unintentional pulling can occur on the cables to avoid knocking over the speaker or damaging the connection sockets!
- Keep strong mechanical shocks away from the loudspeaker!

### Caution!

Excessive heat build-up inside the unit can shorten its service life or lead to fire.

- Never cover the back of the speaker! Make sure that there is a clearance of at least 10 cm and sufficient air circulation in the back area!
- Do not operate the speaker near heat sources such as radiators or stoves!
- Do not expose the speaker to direct sunlight.
- Never place burning candles or similar open fire sources on the loudspeaker!

### Danger of explosion!

Installation in unsuitable locations can cause explosions. Do not use the speaker

- in environments where there is a risk of fire or explosion!
- at extremely low or extremely high temperatures!
- near flammable gases or vapours!
- near strong dust!
- near flammable materials!

### Danger of electric shock!

The loudspeaker carries mains voltage and voltages higher than 35 V AC or DC inside. It has no special protection against the intrusion of liquids or objects into the system. There is therefore a risk of lethal electric shock.

- Never touch the speaker with wet hands!
- Only use the speaker in a dry place!
- Do not operate it outdoors or in damp rooms!
- The loudspeaker must be protected from liquids of all kinds, including dripping and splashing water.
- Do not place any containers containing liquids (e.g. flower vases) on the speaker or in the immediate vicinity!
- If the loudspeaker is moved from a cold environment to a warm room, condensation may form inside the unit. Wait at least six hours until the loudspeaker has reached room temperature and is dry before switching it on!
- No objects of any kind may get into the device.
- Should the loudspeaker come into contact with liquids or should objects have gotten inside, please unplug the mains plug immediately and contact Nubert electronic GmbH (info@nubert.de)!

### Danger of injury or damage!

*For speakers with threaded bushings on the underside:*

The threaded bushings may be used for upright mounting of the loudspeaker on suitable base plates or feet only.

The threaded bushings on the underside of the loudspeaker enclosures are not designed for tensile loads and must therefore not be used as holders for hooks or similar devices in order to suspend the loudspeaker cabinet.

A falling speaker may cause serious injury and damage.

## Connection instructions



### General connection instructions

Disconnect the mains plug before changing any wiring on the system!

- Make sure that all connections have been made correctly and that all plugs are firmly seated in the sockets before connecting the speaker to the mains.
- Use only the intended cables or plug connections for the connections! Failure to do so may result in damage or malfunction.
- If you want to disconnect connections on the loudspeaker, always pull the plug, never the cable!
- Ensure that all plugs are firmly seated in the sockets!
- Only use cables and accessories recommended by Nubert!



### Danger of electric shock!

Faulty mains supply systems or excessive mains voltage can lead to electric shocks.

- All power supply or antenna systems connected to the loudspeaker must comply with all applicable laws and regulations and be professionally installed by an approved installation company.
- Use only the appropriate power cord to connect the speaker. Do not modify the power cord or its plug.
- Make sure that the mains voltage at your location matches the requirements of the loudspeaker! The correct power supply can be found on the label on the back of the speaker. It must not be connected to other power supplies.
- Devices of Class 1 construction must be connected to the mains power socket outlet with a protective earth connection. Make sure that the installation of the protective earth is carried out correctly!
- When laying the power cables, make sure that they cannot be damaged (e.g. by heating or mechanical stress)! Pay particular attention to the areas of the connectors and distributors!



### Caution!

Overvoltage in the power supply system (e.g. due to lightning) can damage or destroy the device and power supply unit.

- An overvoltage protection element can provide a certain degree of protection against excessively high voltages in the power grid.
- However, the greatest possible protection against damage can only be achieved with the complete separation from the mains supply. In case of thunderstorms or danger of lightning strikes, disconnect the mains cable from the socket and any antenna plugs from your hi-fi system!
- If the speaker is not used for a long period of time or is unattended, the power supply should be disconnected. Disconnect the mains plug from the socket!

## Disposal of electrical and electronic devices

### Information according to the German Act on Electrical and Electronic Devices (ElektroG)

Owners of waste electrical and electronic devices must dispose of it separately from unsorted municipal waste.

#### Meaning of the symbol „crossed-out trash can“



The crossed-out garbage can symbol regularly displayed on electrical and electronic equipment and batteries indicates that the respective device must be collected separately from unsorted municipal waste.

#### Batteries, accumulators and lamps

Spent batteries and accumulators that are not enclosed by the waste equipment, as well as lamps that can be non-destructively removed from the waste equipment, have to be separated from the waste equipment before handing it in at a collection point.

If the waste equipment is to be prepared for reuse with the participation of a public waste management authority, batteries and accumulators as well as lamps do not have to be removed.

For the disposal of batteries and accumulators, please also observe the following information on the battery law.

#### Deletion of data

Old devices may contain personal data. In your own interest, please note that you, as the end user, are responsible for deleting the personal data on the old devices to be disposed of before handing them in.

#### Options for the return of old devices

Owners of old devices from private households can hand them in free of charge at the local collection points of the public waste disposal authorities or at the collection points set up by manufacturers or distributors.

Distributors of electrical and electronic devices are obligated to take back old devices free of charge in accordance with § 17 Sections 1 and 2 of the Electrical and Electronic Equipment Act (ElektroG). The take-back process is as follows:

Distributors with a sales area of at least 400 m<sup>2</sup> for electrical and electronic equipment and distributors of groceries with a total sales area of at least 800 m<sup>2</sup> who offer electrical and electronic equipment several times per calendar year or on a permanent basis and make it available on the market are subject to the obligation to take the devices back. This applies in the case of distribution using means of distance selling (e.g. online retailers), with the stipulation that the relevant floorspace depends on the storage and shipping areas for electrical and electronic equipment.

Distributors subject to the take-back obligation must,

- when supplying a new electric or electronic device to an end-user, take back free of charge an end-user's old device of the same type that fulfills essentially the same functions as the new device at the place of supply or in the immediate vicinity thereof. If the device is delivered to a private household, the consumer may demand the collection of the old device at that location.

In the case of distribution using means of distance selling (e.g. online store), free collection is limited to electrical and electronic equipment in categories 1, 2 and 4, namely "heat exchanger", "Screens, monitors and devices containing screens with a surface area greater than 100 square centimeters" or "large equipment" (the latter with at least one external dimension over 50 centimeters). For equipment in categories 3, 5 and 6, the distributor must ensure suitable return options within a

reasonable distance from the respective end user.

- at the request of the end user, take back free of charge at the retail outlet, or in the immediate vicinity thereof, waste equipment that does not exceed 25 cm in any external dimension; take-back must not be linked to the purchase of an electrical or electronic device and is limited to three old devices per type of device. In the case of distribution using means of distance selling, the distributor must ensure appropriate return options at a reasonable distance from the respective end user.

## Care and cleaning tips

### Caution!

Improper handling of the speaker may result in damage.

- Always unplug the speaker before cleaning it!
- Before recommissioning, make sure that all connections are correct, that there are no short circuits and that the speaker is completely dry.
- Never use strong cleaning agents or solvents such as petrol, spirit or similar!

### Enclosure

We recommend commercial window cleaner sprayed onto a cotton cloth. This allows almost all fingerprints and dust to be easily removed. Alternatively, you can also use window active foam.

We advise against the use of microfibre cloths! These can cause mini scratches in the surface.

### Diaphragms and Speaker Chassis

To remove dust from a loudspeaker chassis, a lint-free cotton cloth is sufficient to wipe the membrane lightly with very little pressure.

## Unpacking and Scope of Delivery

### Unpacking

When unpacking your speaker, do not use sharp or pointed objects to avoid possible damage to the enclosure. Please keep the packaging in a safe place in case you need to transport the speaker at a later date.

### Scope of delivery

If the delivery is complete, it contains the following parts:

- 1 nuZeo active loudspeaker
- 2 Out-rigger feet
- 1 Assembly kit (6 screws, 1 elbow wrench)
- 1 Mains cable, 3 m
- 1 Signal cable, cinch-plug, 1,5 m

## Auto power off

The nuZeo 3 can switch to the stand-by mode via an automatic power off function. The behaviour depends on the chosen input. If either XLR or AUX is selected, the loudspeaker switches to standby mode after a maximum of 20 minutes without audio input. With the digital inputs (SPDIF, AES/EBU), the auto-off circuit also reacts directly to the absence of a digital data stream and thus allows for a faster switch-off. The playback device must deactivate the data stream accordingly.

Note: The auto power off function can be enabled or disabled via the Nubert X-Remote App. Connect the app to the speaker, enter the main menu and navigate to:

> **advanced**

> **auto power**

If the menu item **off** is selected here, this function is disabled.

## Auto power on

The electronics of the soundbase have an automatic switch-on function, that automatically wakes them from stand-by mode as soon as a sound signal or data stream is present. The signal must be applied to the input that was selected during the automatic switch-off process. Auto power on is only active if the soundbase is set to standby mode by the Auto power off function. If standby mode has been set manually by pressing the button on/off on the app, the automatic switch-on function is deactivated.

## Mode of operation

### Wireless mode:

In wireless mode, this product is connected via wireless network (D83) to other compatible devices either as a host (wls master) or as a slave (wls slave).

To connect loudspeakers/devices (via X-Connect), navigate in the app to > **setup**

And choose either **wls master** or **wls slave**

The wireless network is activated automatically and a connection to compatible devices is established.

In this mode, the stand-by power consumption is < 2.0 Watt.

### Standard mode:

In standard mode, the product is not connected via wireless network (D83).

Music playback is realized via AUX / XLR / AES or SPDIF.

To deactivate the wireless network (X-Connect), navigate in the app to > **setup**

And choose either **single** or **pair**.

The wireless network is deactivated.

In this mode, the stand-by power consumption is < 0.5 Watt.

## Service

If you have any questions or problems during the commissioning of your Nubert system, please do not hesitate to contact our service team: Phone: +49 7171 8712-0 (international) · E-mail: info@nubert.de

Please have your customer number ready!

Technical Data		nuZeo 3
Principle		Active loudspeaker
Drivers	1 × Tweeter 1 × Woofer	Tetoron dome (ø 26 mm) Carbon fiber cone (ø 148 mm)
Frequency response		44 – 22 000 Hz @ –3 dB 40 – 22 500 Hz @ –6 dB
Input sensitivity		0.3 V <sub>eff</sub>
Max. Input		3 V <sub>eff</sub> (AUX) 4 V <sub>eff</sub> (XLR)
Power consumption: Standby		< 0.5 Watt (standard mode) < 2.0 Watt (wireless mode) For information on how to change the mode of operation, see page 6.
Power consumption: Maximum		200 W
Radio frequency bands Radio transmitting power (Bluetooth LE module; indoor use only!)		2402 – 2480 MHz 2.80 dBm / 1.91 mW
Radio frequency bands Radio transmitting power (Wireless network module; indoor use only!)		5180 – 5240 MHz, 5736 – 5818 MHz 9.92 dBm / 9.82 mW
Width Height Depth		17.9 / 24.9 cm 33.2 / 36.0 cm 27.0 / 29.0 cm (body / with out-rigger feet)
Weight		9.7 kg
Ambient temperature		5° C – 35° C
Operating voltage		AC100 – 120 V~ / AC220 – 240 V~
Operating frequency		50/60 Hz

Restrictions or requirements in certain countries:

Restriction	Countries
Indoor use only	BE, BG, CZ, DK, DE, EE, IE, EL, ES, FR, HR, IT, CY, LV, LT, LU, HU, MT, NL, AT, PL, PT, RO, SI, SK, FI, SE, UK

## Warranty terms

Your provider and contractual partner:

Nubert electronic GmbH · Nubertstr. 1 · 73529 Schwäbisch Gmünd · Germany  
 Managing Directors: Günther Nubert, Markus Pedal, Daniel T. Schütze  
 Register court AG Ulm, HRB 700296  
 Phone: +49 (0)7171 8712-0 · E-Mail: info@nubert.de  
 Tax ID No.: DE 16758584 · WEEE Reg. No. DE 48888173

For questions and individual advice, please dial our special number:  
 +49 (0)7171 8712-0  
 Our hotline is available from:  
 Monday to Friday from 10:00 – 14:00 and 15:00 – 18:00.

**1.1.** Nubert (Nubert electronic GmbH, Nubertstr. 1, 73529 Schwäbisch Gmünd, Germany) grants a special manufacturer's warranty to the purchaser on certain products of the Nubert brand, for which we state this in the offers or in the corresponding product documents, or for which these warranty conditions are enclosed with the delivery, according to the following conditions.

For products of other manufacturers and brands that you purchase from Nubert, the legal warranty rights apply. Provided that other manufacturers grant their own warranties, claims arising from these warranties are only justified against these manufacturers, but not against Nubert.

**1.2.** The legal rights of the purchaser, in particular the legal right of withdrawal or the statutory warranty rights, shall remain unrestrictedly available to the purchaser in addition to the warranty and shall be available to the purchaser to the full extent. The consumer's legal rights may, of course, be utilized free of charge and are not restricted by the warranty.

**1.3.** The warranty period for Nubert speakers in passive technology (without built-in amplifier) is 5 years from delivery to the first purchaser. In the first two years this applies without restriction. After the second year, the warranty is limited to the functionality of the drivers, the electrical connections and electronic components (cross-over). In particular, optical changes to surfaces (e.g. foiled, painted, veneered, anodized or plastic surfaces) are no longer covered by the warranty after the second year has passed.

**1.4.** The warranty period for Nubert speakers in active technology (with built-in amplifier, e.g. active speakers and subwoofers), as well as electronic devices of the Nubert brand (e.g. amplifiers and active tuning modules) is 2 years from delivery to the first purchaser.

**1.5.** The warranty period for Nubert accessories (e.g. cables, cable accessories, stands, holders, speaker casters, speaker covers) is 5 years from the date of delivery to the first purchaser. This applies without restriction for the first two years. After the second year, the warranty is limited to the functionality of the accessories. In particular, optical changes to surfaces (e.g. painted, veneered, anodized or metal, fabric or plastic surfaces) are no longer covered by the warranty after the second year has passed.

**1.6.** In each case, the proof of purchase of the first purchaser is the warranty certificate.

**1.7.** The warranty includes and is limited to the repair or replacement of the defective part free of charge in case of a quality defect of the goods (e.g. material defect or manufacturing defect) or a replacement delivery (concurrently against return of the defective product) at our discretion. In addition, Nubert will cover the shipping and return costs of the affected product from or to the curb in the case of justified warranty claims, provided that the goods are located within the states of the European Union and the shipment has been coordinated with Nubert in advance. Additional services are possible as a gesture of goodwill at Nubert's discretion. It is assumed, that a quality defect, which becomes apparent within the warranty period was already present at the time of the transfer of perils. Replaced parts or products returned in the case of a replacement delivery become the property of Nubert. Warranty services do not result in an extension of the warranty period, nor do they initiate a new warranty period. The warranty period for installed spare parts ends with the warranty period for the entire device. The acceptance or performance of warranty services is made without acceptance of liability according to statutory warranty law.

### 2. A warranty claim does not apply in the event of

- repair attempts of any kind not previously agreed upon with Nubert
- improper operating environment or improper storage (e.g., damage due to moisture or particularly high or low temperatures)
- improper transport packaging (the original transport packaging, used in its entirety, provides sufficient protection)
- improper mechanical impact on the goods (e.g. damage caused by dropping, scratches and damage to housings, displays and remote controls, switches, connection sockets or antennas after delivery), especially on loudspeaker chassis (e.g. depressed membranes/domes)
- improper mounting (e.g. of switches, antennas, covers, feet or brackets) or improper connection / improper operation (e.g. operating with defective or unsuitable amplifiers or other source devices with DC voltage or unusually high ripple voltage at the source device output) as well as the effect of amplifier power on speakers outside their specification (e.g. sine power of the amplifier is far above the rated power handling of the speaker)
- individually assembled cables.

**3.** Do not disassemble or remove any components from our devices and loudspeakers (e.g. drivers), and do not send in such individual parts before you have contacted Nubert Service and agreed on this measure.

**4.** In the event of a warranty claim, the defective product must be packed together with a copy of the purchase receipt and a meaningful description of the defect into the original packaging, if possible, and sent to us (see below for address). We recommend to coordinate the return with us in order to receive the free return ticket. Returning the goods within the warranty period is sufficient to meet the deadline.

**5.** Address your correspondence, any returns and suggestions to:

**Nubert electronic GmbH, Nubertstr. 1, 73529 Schwäbisch Gmünd (Germany), Phone: +49 (0)7171 8712-0**

As of: December 04th, 2024

Technical changes, errors and misprints reserved - Our General Terms and Conditions (GTC/AGB) can be found on our website: [www.nubert.de/en/gtc](http://www.nubert.de/en/gtc)



Nubert electronic GmbH  
 Nubertstr. 1  
 73529 Schwäbisch Gmünd  
 Germany

E-Mail: [info@nubert.de](mailto:info@nubert.de)  
 Hotline: +49 (0)7171 8712-0  
[www.nubert.de](http://www.nubert.de)